

February 2013

Sighted livestock



- **Type in the details method** ... **Page 2**
- **Upload a file method** ... **Page 3**
- **Sighted livestock query** ... **Page 4**

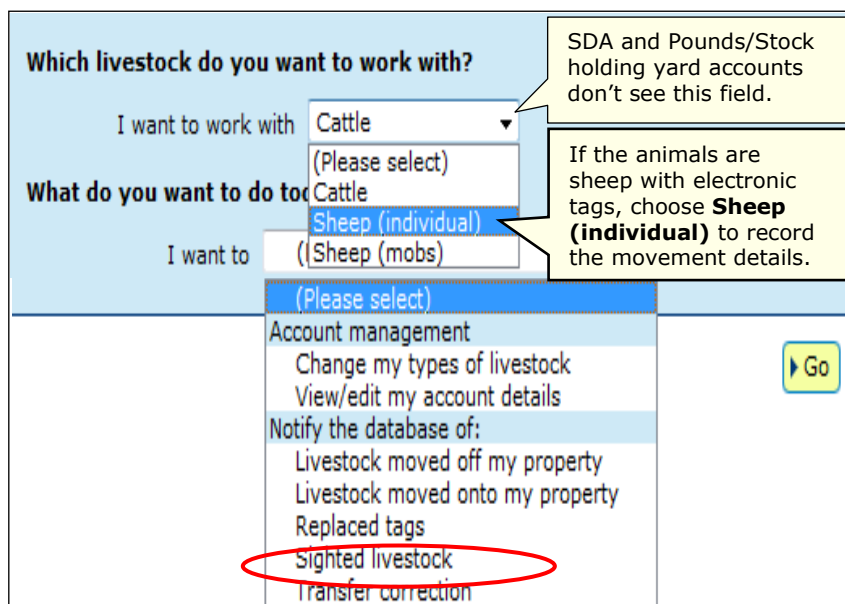
The **Sighted livestock transaction** is used to record livestock 'sighted' on a property, or at a temporary location like a showground, on a specific date, without having to transfer the animals on the database. Normally, cattle are 'sighted' but if sheep or goats have electronic tags, the database accepts the tags.

State authorities can submit the transaction for properties in their jurisdiction. Pounds or stockyards, sporting events and transit centres can submit sighted livestock transactions if their State allows this.

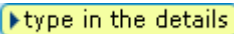
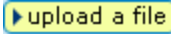
Authorities can view the details for any PIC in their jurisdiction using the **Sighted livestock query**. Pounds, sporting events and transit centres can only view details for livestock sighted on their PIC.

Login to the database at www.nlis.mla.com.au

- 1 Enter your NLIS **user ID** and **password** and click 
- 2 Select **Cattle** or **Sheep (individual)** as the livestock type.
- 3 Select **Sighted livestock** and click 



- 4 Choose **one** of two methods:

- Click  to type or paste the details on the screen ... see page 2
- Click  to upload a file saved on your computer ... see page 3

Type in the details method

Use this method to type or paste in the tag numbers of the livestock sighted and record the **same** sighting PIC and sighting date for all the animals. If you choose to enter an NVD/Waybill number or add comments to provide more information about this event, those details will also apply to all the animals.

1 Enter details in the compulsory fields*

In the first field, enter the **NLISID** e.g. SA234544LBFF0010 or **RFID** e.g. 982 000045424385 numbers of the tags. Press the **Enter** \leftarrow key after each tag to move that tag number to the large box below. If you enter RFIDs rather than NLISIDs, **leave a space** after the first three digits.

Enter the details
Step 1 2 3

1 Which devices were sighted?

Type the visual number (NLISID) or electronic number (RFID) in the box below. Press the 'Enter' key \leftarrow after each device number.

* SA234544LBFF0010

SA234544LBEE0142
SA224792XBEE0005
SA344639XBD00073
SA286520LBF00002
SA344639XBD00081
SA344639XBZ00038
SA344639XBD00079

▶ Help

2 Where were the livestock sighted?

Enter the Sighting PIC below.

* SK901499

▶ Help

3 When were the livestock sighted?

Choose the date below.

*
2
▼
Dec
▼
2011
▼

4 What is the NVD/Waybill number?

Enter the NVD/Waybill number in the field below.

▶ Help

5 Comments

Comments.

Murray bridge showground event

◀ Back
'Back' returns to the previous screen. You will lose any data you entered above.
▶ Continue

Alternatively, before you login to the database, create a list of the NLISID or RFID tag numbers on your computer. **Copy** the list to your clipboard $\langle \text{Ctrl} + \text{C} \rangle$ and then **Paste** the numbers straight into the large box $\langle \text{Ctrl} + \text{V} \rangle$. If you make a mistake and enter a wrong tag number, highlight that number and press the **Delete** key.

- 2** Click ▶ Continue to proceed, or click ◀ Back to return to the previous screen.
- 3** Follow the prompts to **confirm the details** and ▶ Send them to the database.
- 4** On the **Receipt** screen, click ▶ View my transaction history to check the **Upload status** of the file.

Upload a file method

Use this method to submit the tag numbers and record the **same** or **different** details for all the animals. If there are many tag numbers to enter, this method may be faster than the 'Type in the details' method. There is also less chance of your database session expiring before you complete the transaction.

Create a file and save it on your computer

Use a program like Microsoft Excel or Notepad to create a file and save it on your computer to upload later. In the **Excel** example below, **compulsory** cells are shaded black (you don't need to shade cells).

- 1 Use columns **A-C** (or A-E, if you need to enter **NVD/Waybill** numbers or **Comments**).
- 2 Enter the details for each animal/tag in a separate row.
- 3 Save the file in **CSV** (comma delimited) format on your computer.

	A	B	C	D	E
1	SA234544LBFF0010	SK901499	02/12/2011		Murray bridge showground event
2	SA234544LBFF0016	SK901499	02/12/2011		Murray bridge showground event
3	SA234544LBEE0142	SK901499	02/12/2011		Murray bridge showground event
4	SA224792XBEE0005	SK901499	02/12/2011		Murray bridge showground event
5	SA344639XBD00073	SK901499	02/12/2011		Murray bridge showground event
6	SA286520LBF00002	SK901499	02/12/2011		Murray bridge showground event
7	SA344639XBD00081	SK901499	02/12/2011		Murray bridge showground event
8	SA344639XBZ00038	SK901499	02/12/2011		Murray bridge showground event
9	SA344639XBD00079	SK901499	02/12/2011		Murray bridge showground event

NLISID (or RFID) tag numbers Sighting PIC Date sighted (dd/mm/yyyy) NVD/Waybill Comments (up to 256 characters – only enter A to Z, a to z or 0 to 9).

Send the file to the database

- 4 Select **Sighted livestock** from the home page and click **Go**
- 5 Click **upload a file** and then click **Browse** to find the file saved on your computer.
- 6 Select the correct file and then click **Open** to display the path name here.

Choose your file Step 1 2 3

Which file would you like?

Click 'Browse' to find the file you have already created. Select the file and click 'Continue'.

C:\NLIS\Cattle\Sighted livestock upload 021211.csv

- 7 Click **Continue** to proceed, or click **Browse** again to choose a different file.
- 8 Follow the prompts to **confirm the details** and **Send** them to the database.
- 9 On the **Receipt** screen, click **View my transaction history** to check the **Upload status** of the file.

Sighted livestock details recorded on the database can be viewed in the **Sighted livestock query**.

- Pounds, sporting events and transit centres can **view** details for any animals sighted on their PICs
- State authorities can view sighted livestock details for any PIC in their jurisdiction
- State authorities can also view sighted livestock details in the **Life history** report

Login to the database at www.nlis.mla.com.au

- 1 Enter your NLIS **user ID** and **password** and click **Login**
- 2 Click **View/generate all reports** or select **View/generate all reports** and click **Go**
- 3 Select **Sighted livestock query** from the **Property monitoring** group and click **Go**
- 4 Enter the **PIC** on which the livestock were sighted.
- 5 Choose the **Start date** and **End date** and click **Go**

Which report would you like to view or generate?

Report name: Sighted livestock query

Output type: On-screen

Property Identification Code: SK901499

Start sighting Date: 1 Jul 2011

End sighting Date: 12 Dec 2011

Displaying items 1 - 20 of 120.

	nlis id	upldid	pic	nlis id	Sightingdate	nvd	comments
21	5SPORDCJ	16025866	SK901499	SA234544LBFF0010	24-09-2011		
22	5SPORDCJ	16025866	SK901499	SA234544LBFF0016	24-09-2011		
23	5SPORDCJ	16025866	SK901499	SA234544LBEE0142	24-09-2011		
24	5SPORDCJ	16025866	SK901499	SA224792XBEE0005	24-09-2011		
25	5SPORDCJ	16025866	SK901499	SA344639XBD00073	24-09-2011		
26	5SPORDCJ	16025866	SK901499	SA286520LBF00005	24-09-2011		
27	5SPORDCJ	16025866	SK901499	SA286520LBF00002	24-09-2011		
28	5SPORDCJ	16025866	SK901499	SA344639XBD00081	24-09-2011		
29	5SPORDCJ	16025866	SK901499	SA344639XBZ00038	24-09-2011		
30	5SPORDCJ	16025866	SK901499	SA344639XBD00079	24-09-2011		
31	5SPORDCJ	16025866	SK901499	SA344639XBD00076	24-09-2011		
32	5SPORDCJ	16025866	SK901499	SA348277XBE00002	24-09-2011		
33	5SPORDCJ	16025866	SK901499	SA338474XBD00012	24-09-2011		
34	5SPORDCJ	16025866	SK901499	SA338474XBD00010	24-09-2011		
35	5SPORDCJ	16025866	SK901499	SA338474XBD00017	24-09-2011		
36	5SPORDCJ	16025866	SK901499	SA338474XBD00011	24-09-2011		
37	5SPORDCJ	16025866	SK901499	SA338474XBE01810	24-09-2011		
38	5SPORDCJ	16025866	SK901499	SA338474XBE01810	24-09-2011		
39	5SPORDCJ	16025872	SK901499	SA3370917XB00004	24-09-2011		
40	5SPORDCJ	16025872	SK901499	SA3370917XB00004	24-09-2011		

Page 2 of 6 | Previous page | 1 2 3 4 5 6 | Next page

Items per page: All